

AGENDA SUPPLEMENT

City of York Outbreak Management Advisory Board

To: All Members of the Board

Date: Wednesday, 7 July 2021

Time: 5.30 pm

Venue: Remote Meeting

The Agenda for the above meeting was published on **6 July 2021**. The attached additional documents are now available for the following agenda items:


- 3. Current Situation in York - Presentation** (Pages 1 - 12)
- 5. Update on the Vaccination Programme** (Pages 13 - 16)
Including:
 - Vaccine Take Up
 - Access to Vaccines and Addressing Vaccine Inequality.

This agenda supplement was published on **9 July 2021**.

This page is intentionally left blank

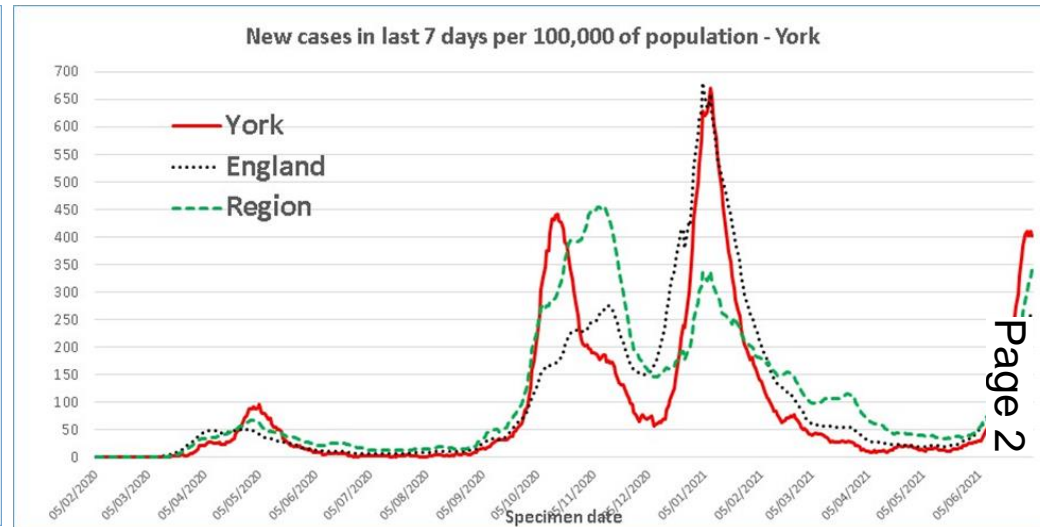
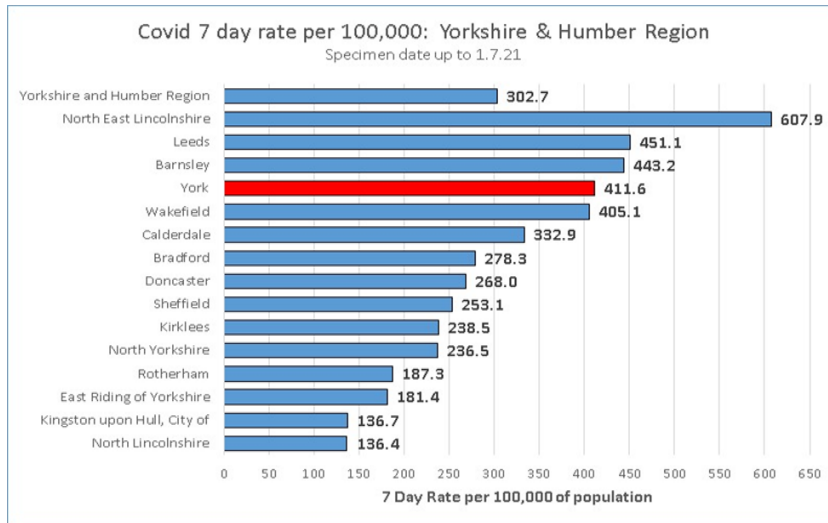
Date Update

7th July 2021



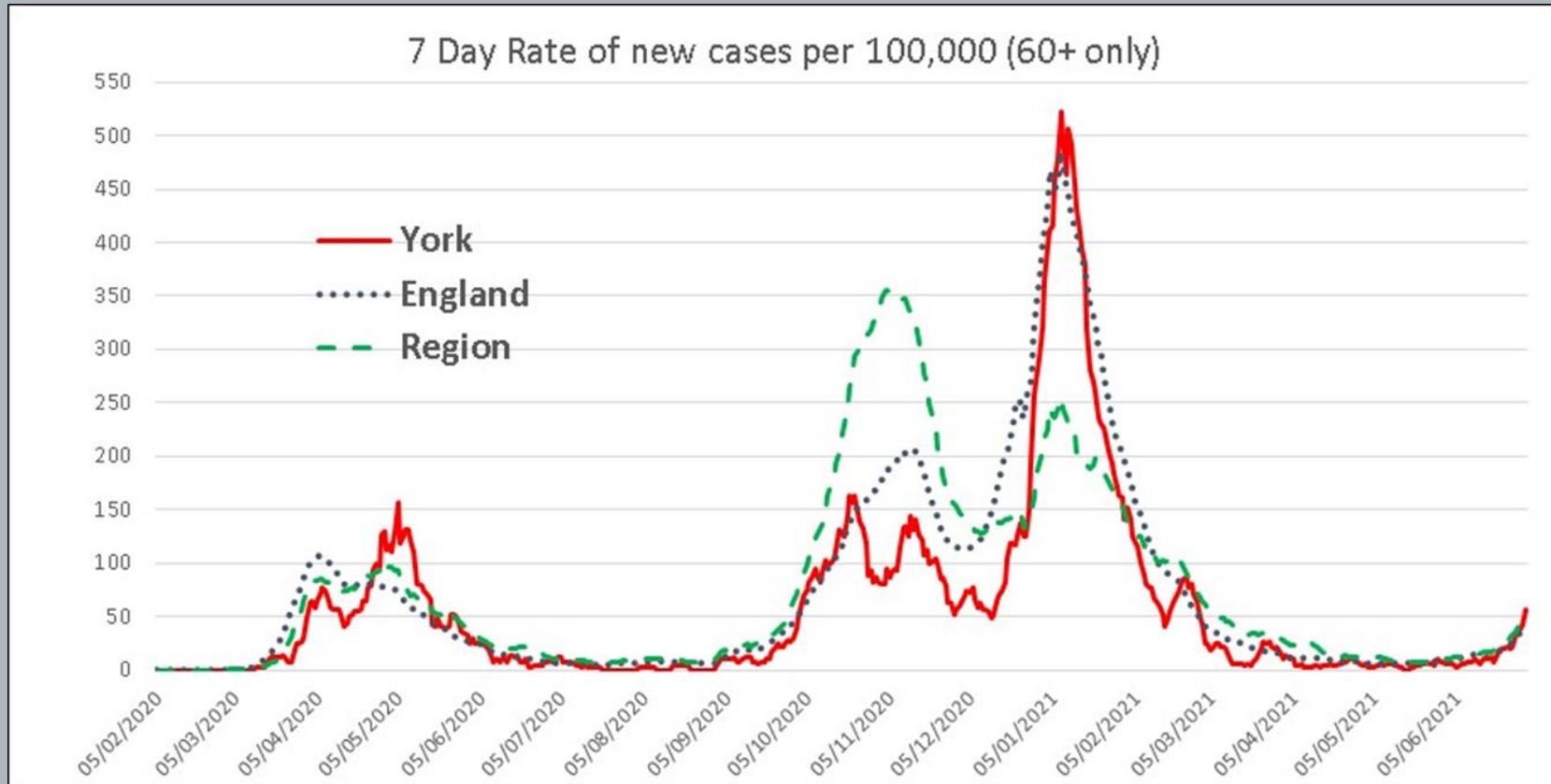
- Epidemic Curve

Position in Region

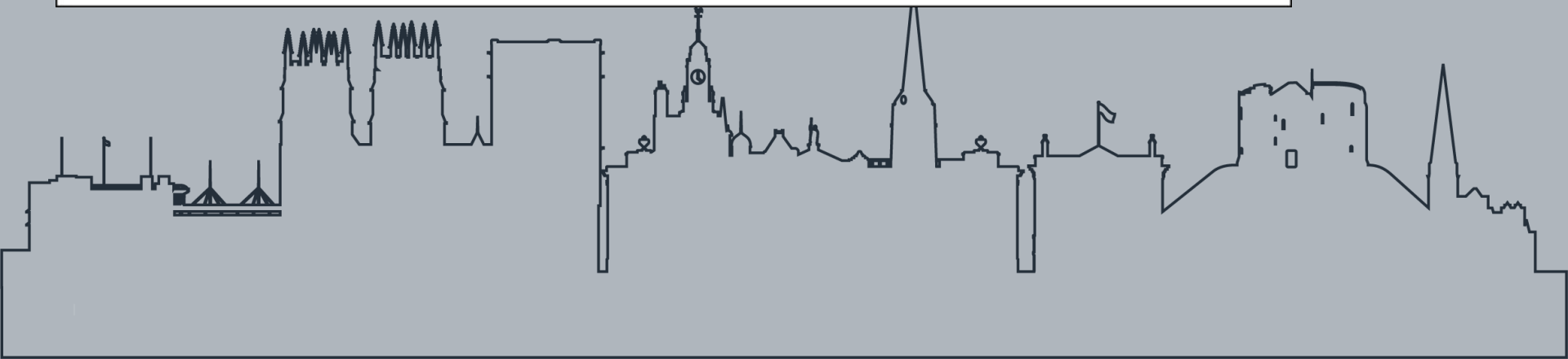
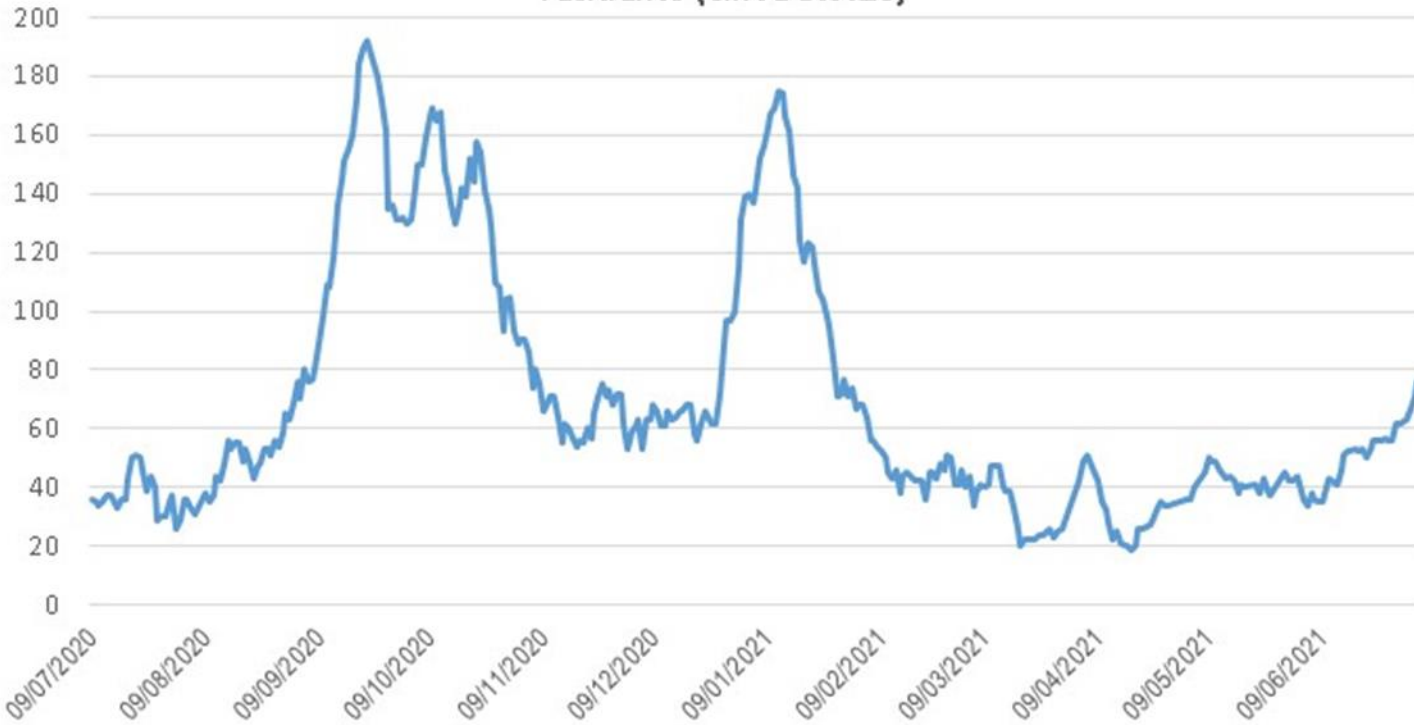


The latest official “validated” rate of new Covid cases per 100,000 of population for the period 25.6.21 to 1.7.21 in York was **411.6** (867 cases). The national and regional averages at this date were 239.3 and 302.7

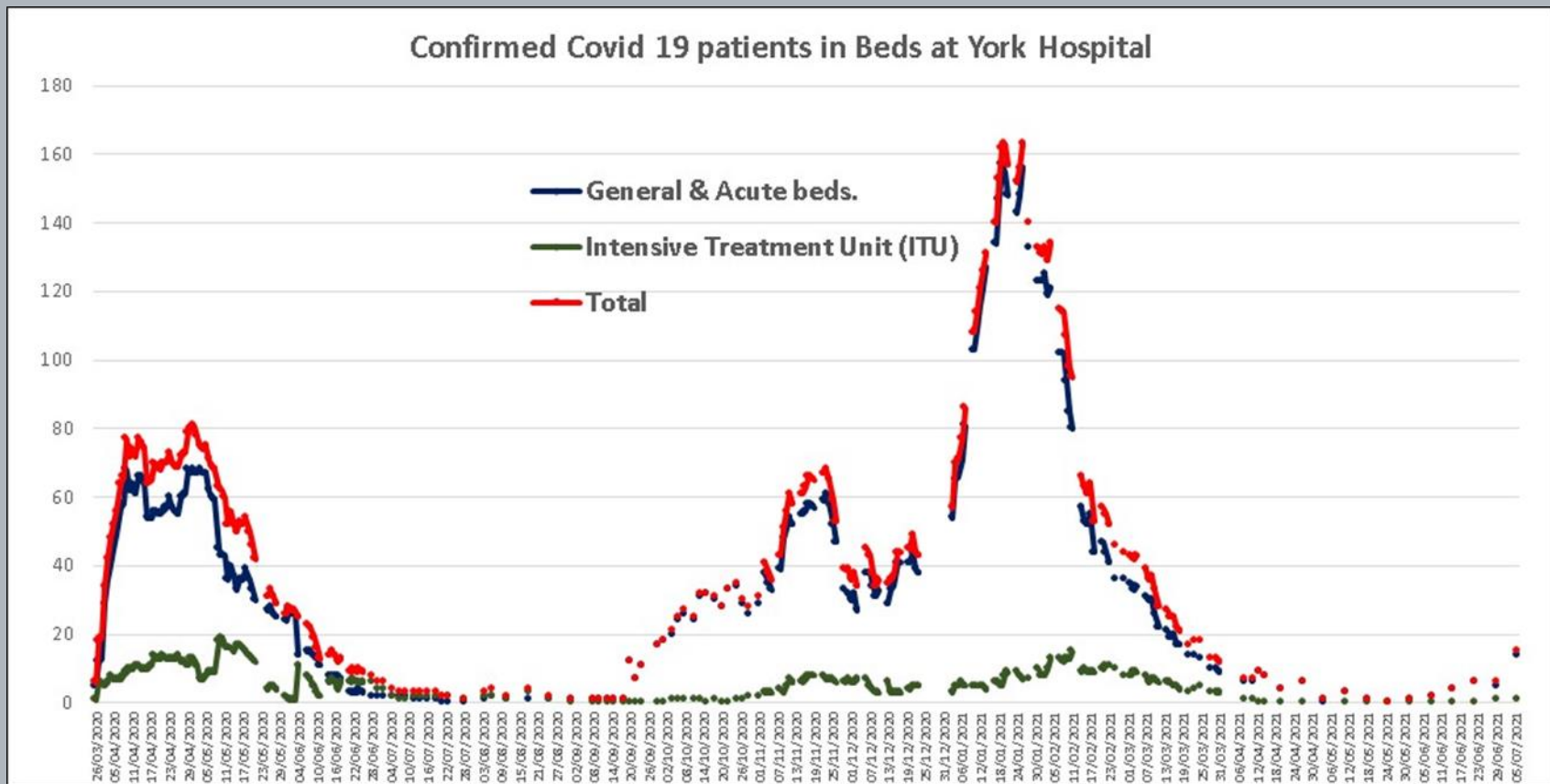
The rate of new Covid cases per 100,000 of population for the period 24.6.21 to 1.7.21 for people aged **60+** in York was **56.5 (28 cases)**. The national and regional averages were 40.9 and 49.9 respectively.



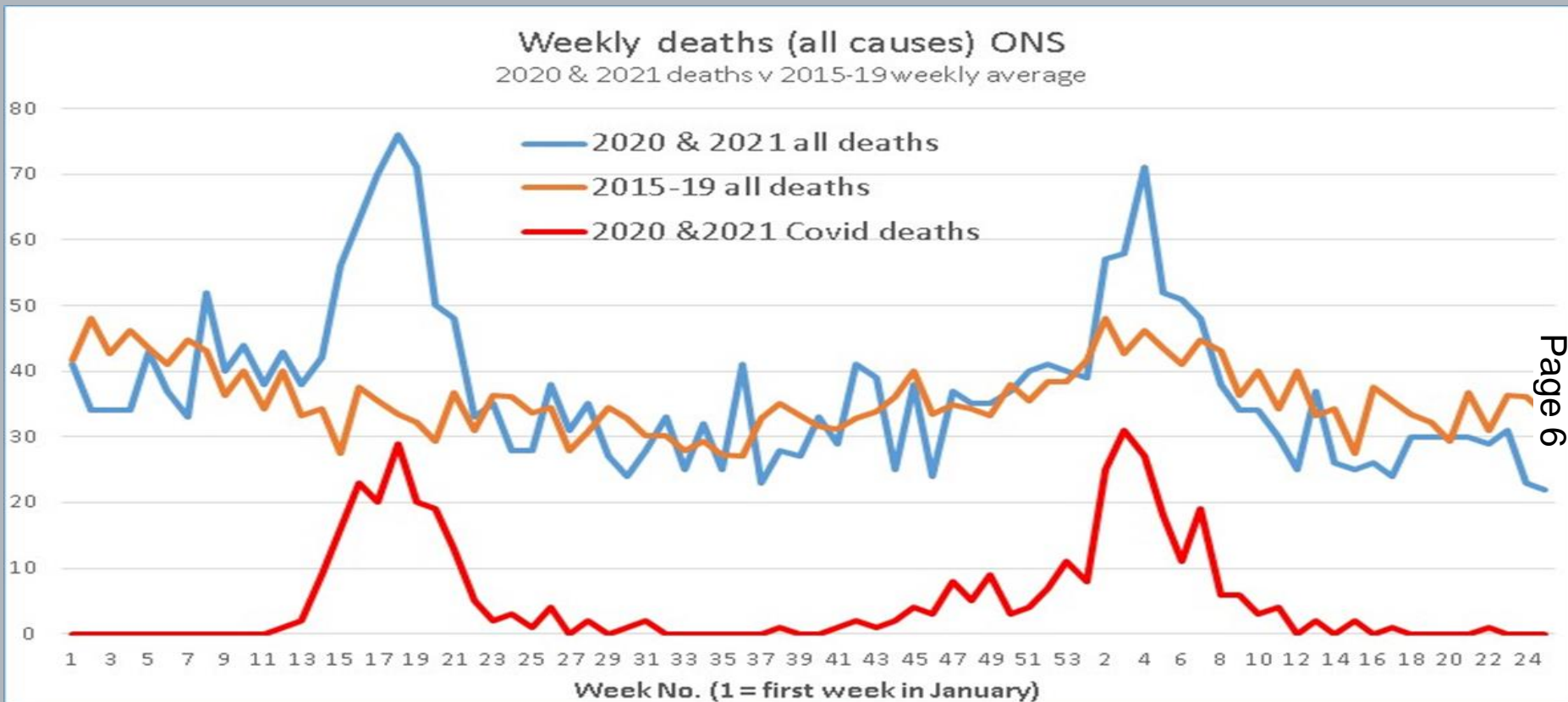
No. of Covid NHS Pathways telephony triages in previous 7 days for CYC residents (since 9.7.20)



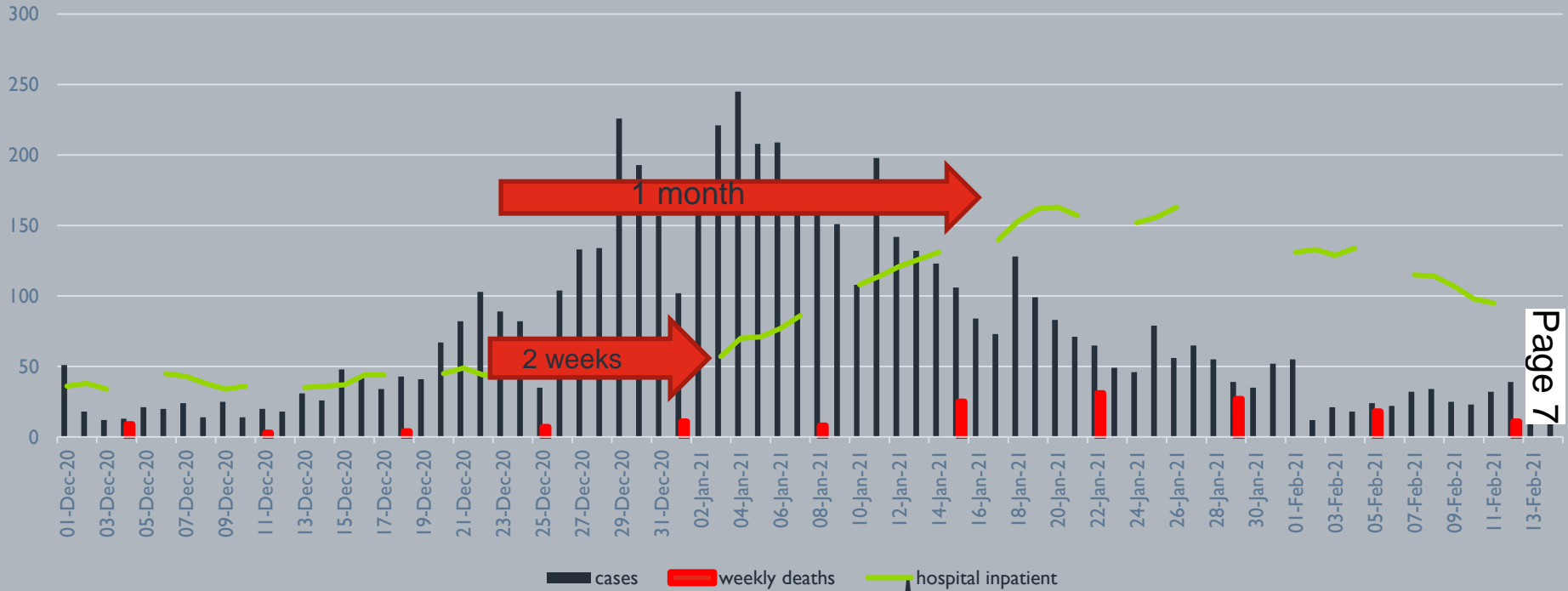
As at 6.7.21 there were **14** people with Covid in a General / Acute bed and **1** in ITU



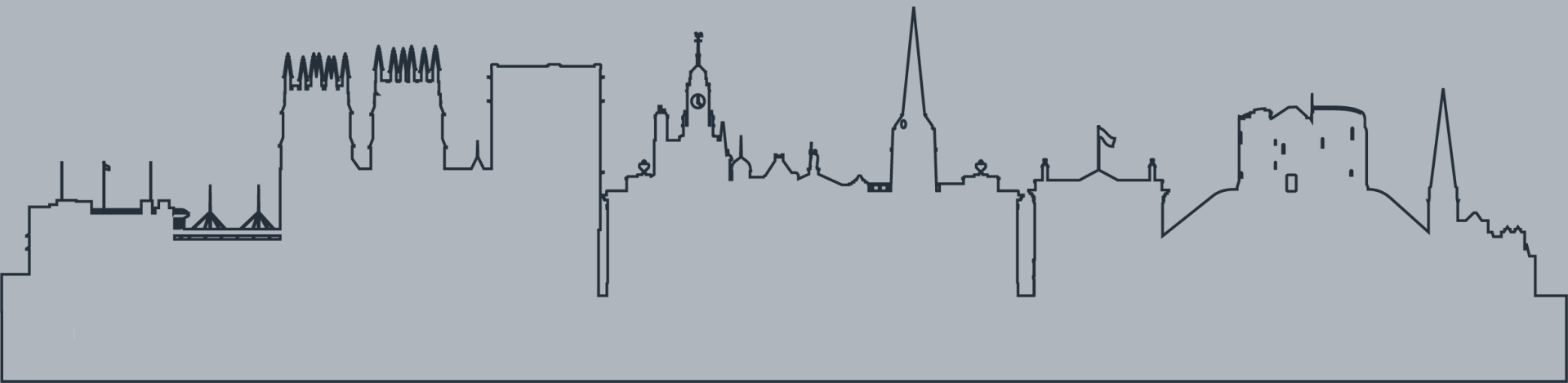
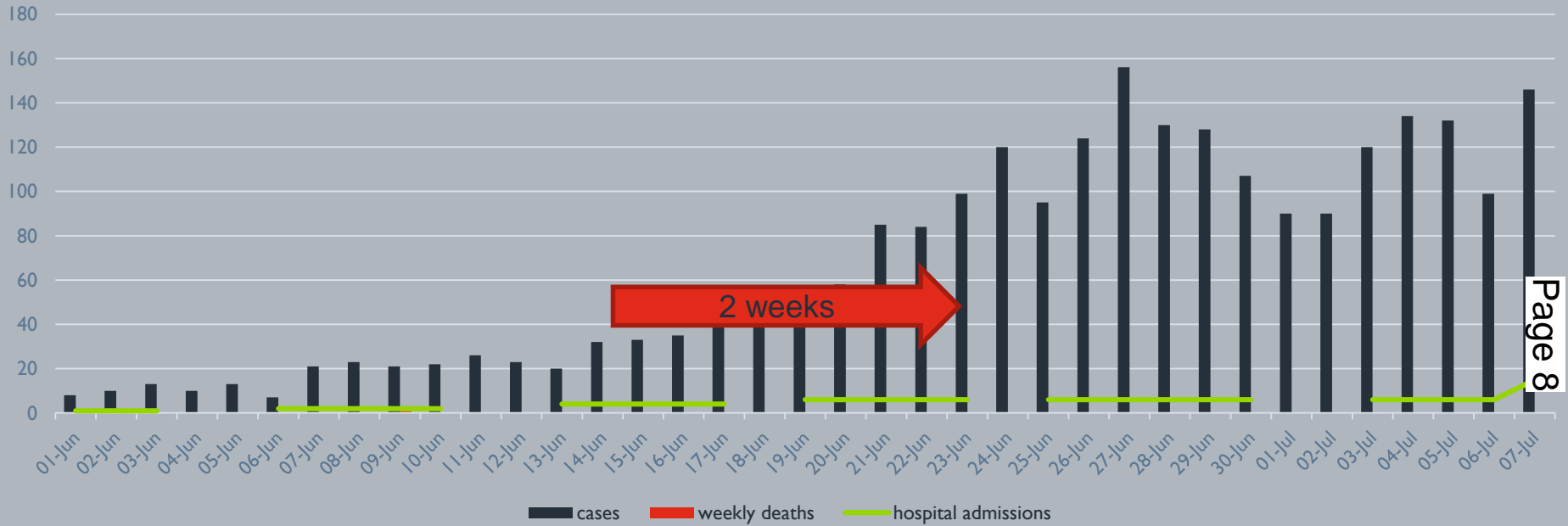
In the most recent period (Week 25: 19.6.21 to 25.6.21) **0** Covid-19 deaths were recorded as having occurred for CYC residents. There have been **120** excess deaths' in York since the start of the 2020 (using the 2015-2019 weekly average number of deaths as the comparator)



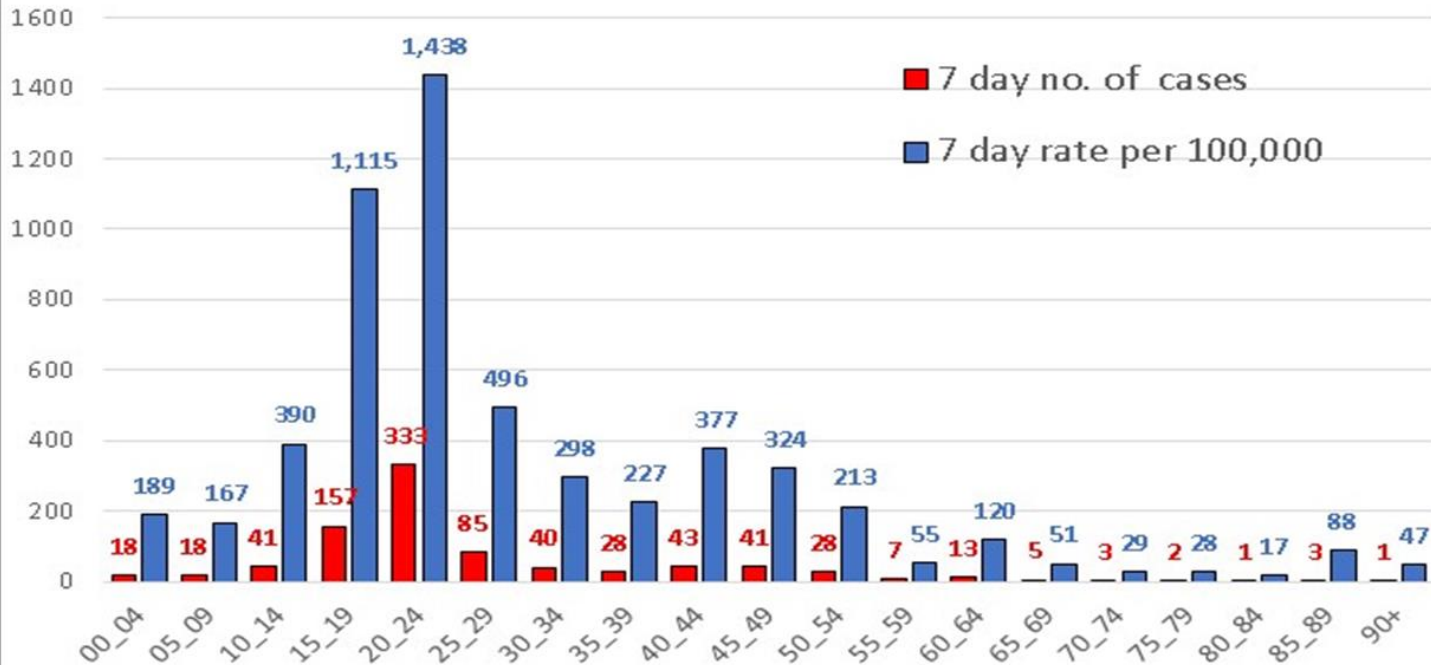
Covid cases/hospital admissions/deaths December 2020 to February 2021



Covid cases/hospital admissions/deaths June 2021



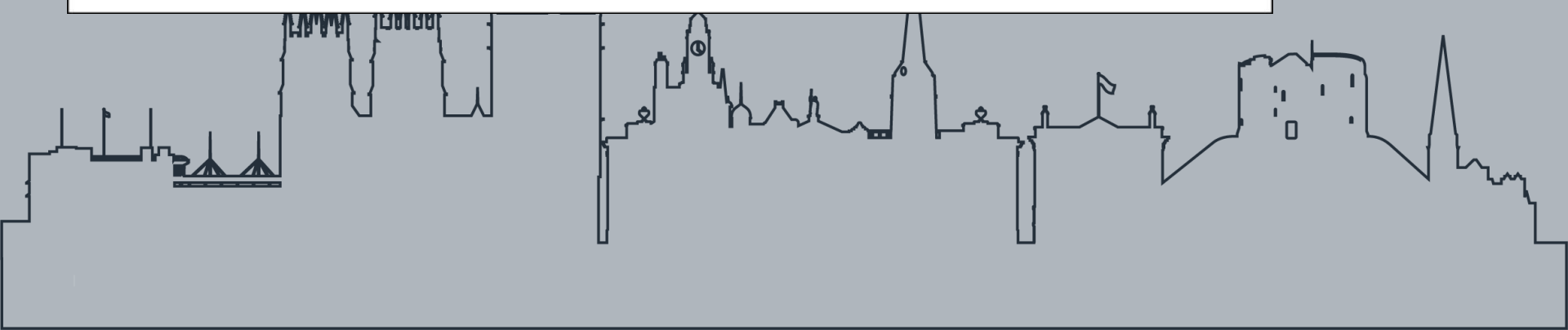
Cases in the last 7 days per 100,000 by 5 year age band in York
specimen date to 1.7.21



21 Primary
age range

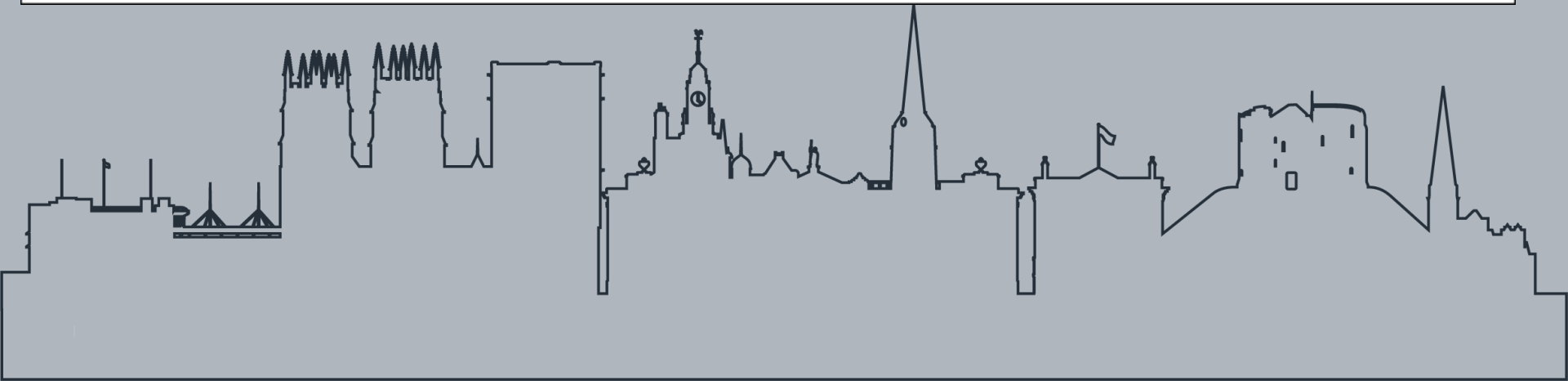
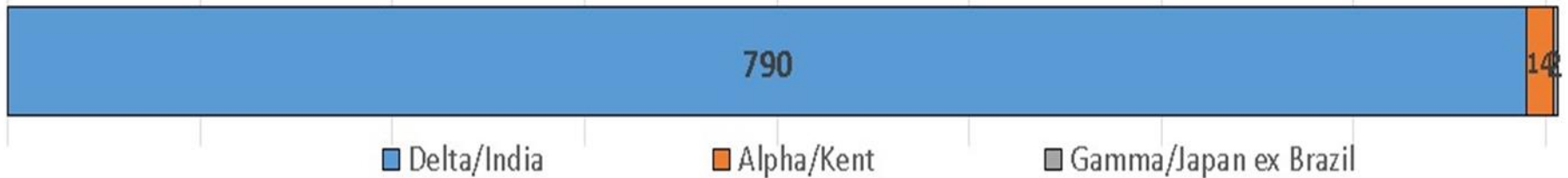
42 secondary
age range

246 university
age range
(18-21)



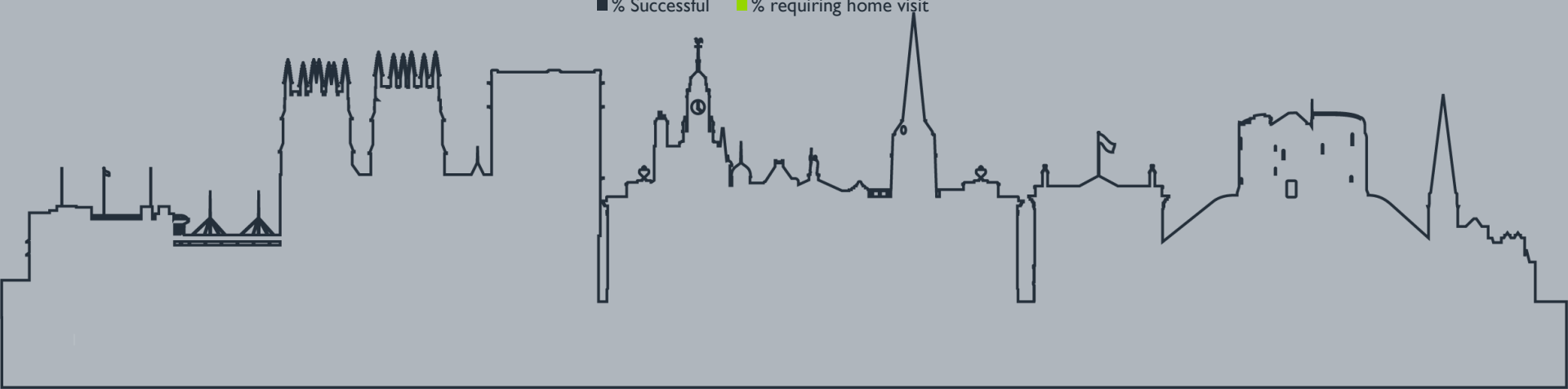
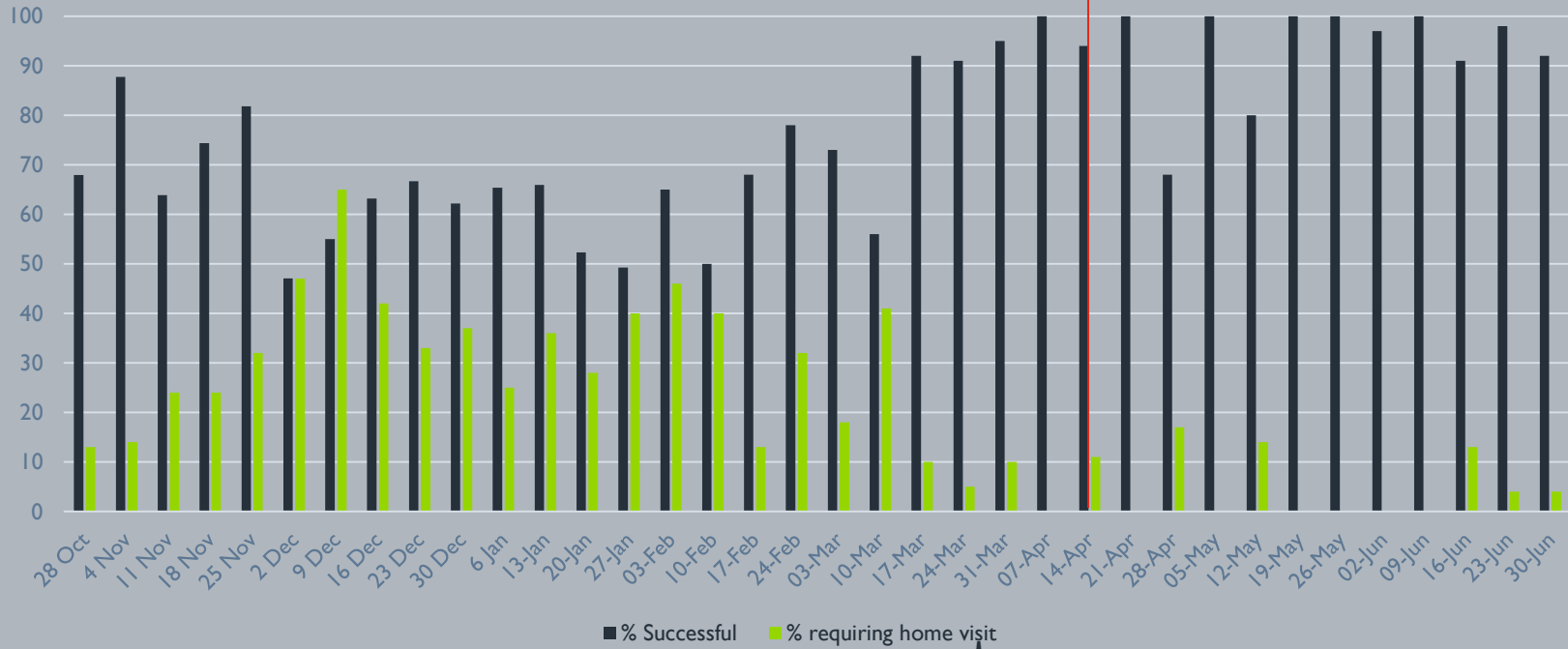
In the latest month for which data is available, **806** cases in York (with a specimen date between 3rd June and 2nd July 2021) had been processed in a laboratory which is able to carry out the required sequencing in order to identify Variants of Concern (VOC) or Variants under Investigation (VUI). The breakdown is as follows: VOC B.1.1.7 (Alpha/Kent): **13** confirmed and **1** provisional ; VOC B.1.617.2 (Delta /India): **562** provisional & **228** confirmed and VOC PI (Gamma – Japan ex Brazil): **2** Provisional.

York cases between 3.6.21 and 2.7.21 by Variant of Concern / Variant under Investigation
(includes both confirmed and provisional results)

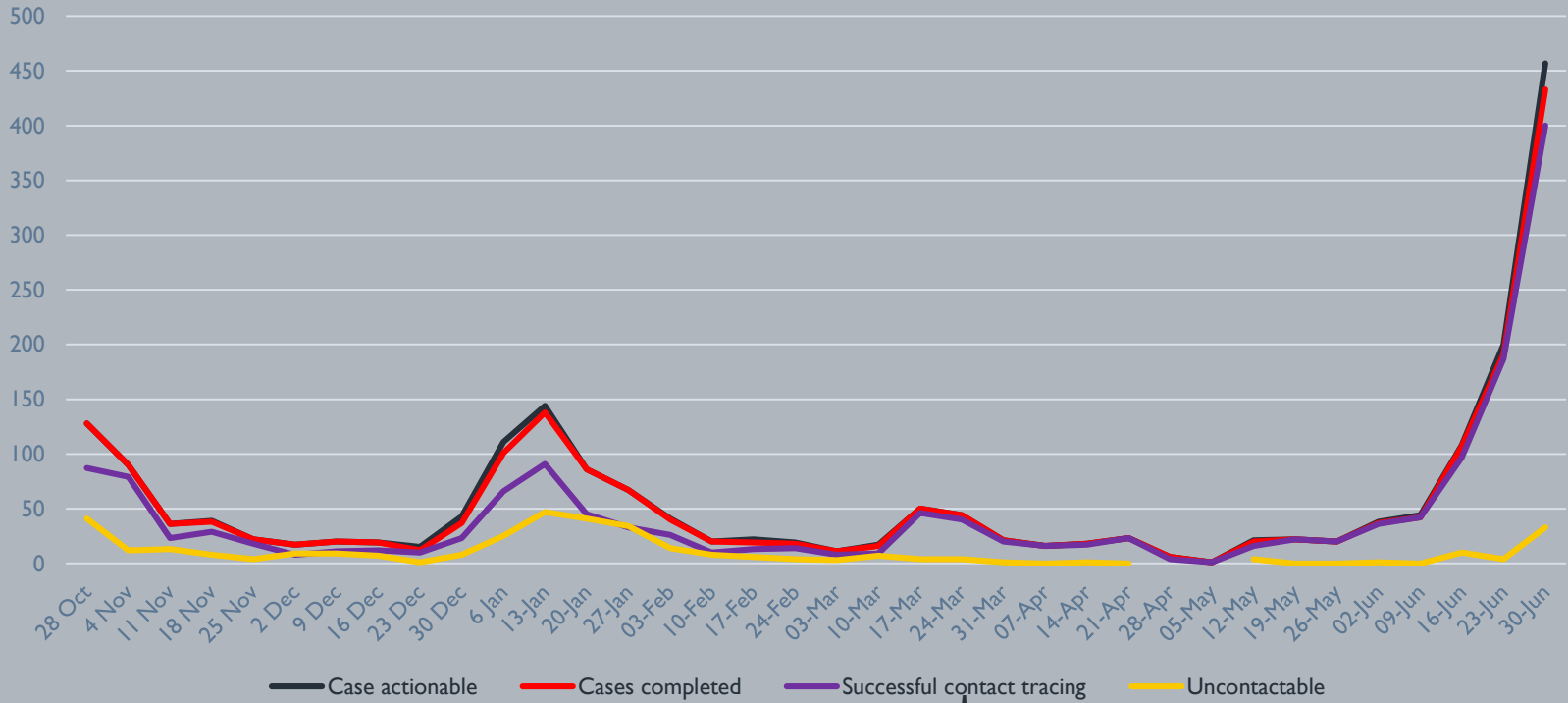


Local Contact Tracing

'Local 0' started



Local Contact Tracing Numbers



Performance of W/c 28th June

Total numbers from pop ups: 1826

Total numbers from walk-ins at site: 349

Across 5 locations, 3 in Tang Hall, two in city centre

- Burnholme Sports Centre
- Uni. of York
- Tang Hall Lane Surgery
- York St John University
- Jorvik Surgery

7 Day a week 8-8 walk in service for Askham Bar for all vaccine types, 1st and 2nd doses.

Pop-Ups W/c 5th July

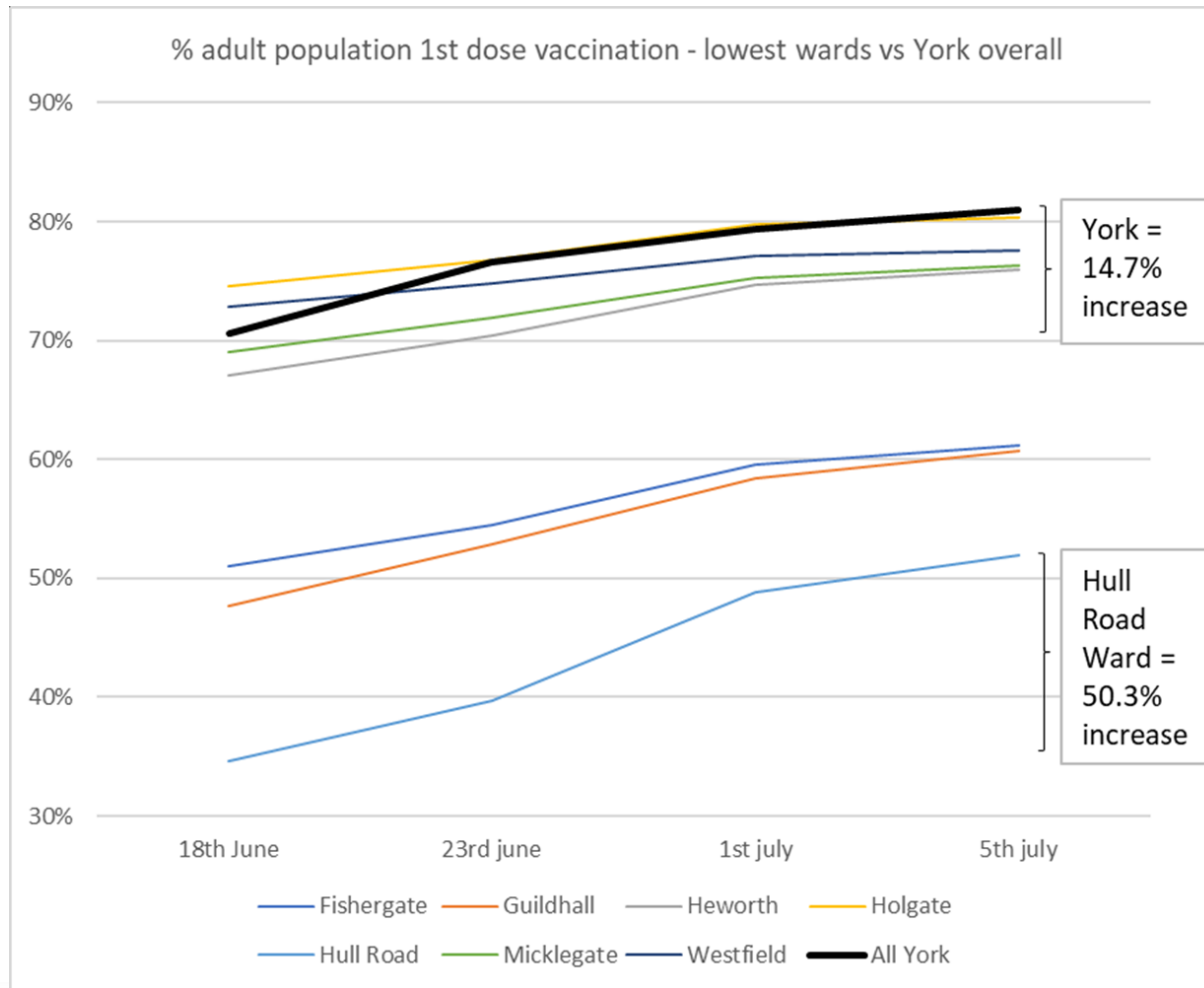
3 Locations

- Uni. of York - 400 walk in appointments on offer : Thursday 11:00-16:00
- Jorvik – 200 walk in appointments on offer : Saturday 08:00-12:30
- Fishergate Primary School – 600 walk in appointments on offer: Saturday 09:00-17:00

Askham Bar MVC


We have 5000 available 1st dose appointments across all days up to the 19th of July in Askham Bar and 2nd dose appointments for everyday





Row Labels	Sum of Individuals	Sum of First Dose	Sum of % first dose	Sum of Not Vaccinated First Dose	Sum of Second Dose	Sum of % Second Dose
⊕ PRIORY MEDICAL GROUP YORK PCN	32316	29514	91.3%	2802	28357	87.7%
⊕ SELBY TOWN PCN	32824	30976	94.4%	1848	30217	92.1%
⊕ SOUTH HAMBLETON & RYEDALE PCN	26239	25302	96.4%	937	24896	94.9%
⊕ TADCASTER AND SELBY PCN	18494	17814	96.3%	680	17518	94.7%
⊕ WEST OUTER AND NORTH EAST YORK PCN	34837	33289	95.6%	1548	32544	93.4%
⊕ YORK CITY CENTRE PCN	22157	20197	91.2%	1960	19474	87.9%
⊕ YORK MEDICAL GROUP PCN	25017	22760	91.0%	2257	21869	87.4%
⊕ YORK EAST PCN	28100	26845	95.5%	1255	26222	93.3%
Grand Total	219984	206697	94.0%	13287	201097	91.4%



 <p>303,311 INDIVIDUALS WITHIN PRIORITY GROUPS</p>	<p>225,151 INVITED 74.23% INVITED %</p>	<p>250,038 FIRST DOSE VACCINATED 82.44% FIRST DOSE VACCINATED %</p>	<p>185,622 SECOND DOSE VACCINATED 61.20% SECOND DOSE VACCINATED %</p>	<p>53,273 NOT VACCINATED FIRST DOSE 17.56% NOT VACCINATED FIRST DOSE %</p>	<p>117,689 NOT VACCINATED SECOND DOSE 38.80% NOT VACCINATED SECOND DOSE %</p>
-----------------------------------------------------------------------------------------------------------------------------------------------	-------------------------------------------------------------------	-----------------------------------------------------------------------------------------------	-------------------------------------------------------------------------------------------------	------------------------------------------------------------------------------------------------------	---------------------------------------------------------------------------------------------------------

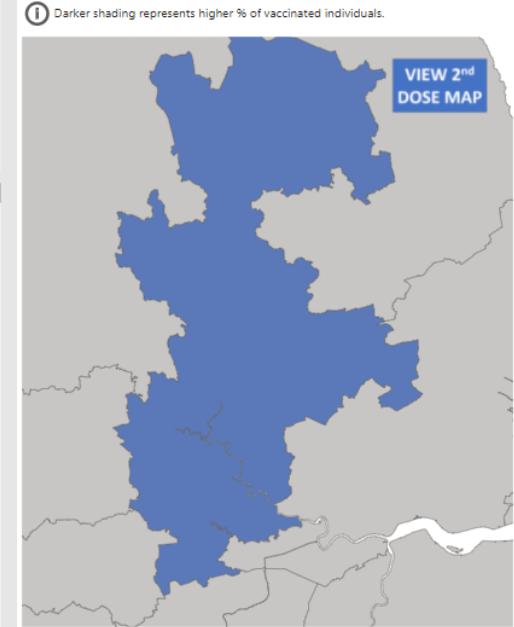
COVID Vaccine Uptake - CCG

SELECTED | CCG: NHS VALE OF YORK CCG;

INDIVIDUALS BY CCG									
CCG	Individuals	Not Vaccinated First Dose	Not Vaccinated Second Dose	First Dose	Second Dose	Invited	% First Dose/Indiv.	% Second Dose/Indiv.	% Invited/Indiv.
NHS VALE OF YORK CCG	303,311	53,273	117,689	250,038	185,622	225,151	82.44%	61.20%	74.23%
Total	303,311	53,273	117,689	250,038	185,622	225,151	82.44%	61.20%	74.23%

<p>1,108 24 hrs DIFF FIRST DOSE</p>	<p>908 7 DAY MOVING AVG FIRST DOSE</p>
<p>771 24 hrs DIFF SECOND DOSE</p>	<p>1,135 7 DAY MOVING AVG SECOND DOSE</p>

VACCINATED INDIVIDUALS BY CCG - FIRST DOSE



INDIVIDUALS BY PRIORITY GROUPS (INDIVIDUALS MAY APPEAR IN MULTIPLE GROUPS)									
Priority Groups	Individuals	Not Vaccinated First Dose	Not Vaccinated Second Dose	First Dose	Second Dose	Invited	% First Dose/Indiv.	% Second Dose/Indiv.	% Invited/Indiv.
Age 18-29	62,971	25,320	53,517	37,651	9,454	48,878	59.79%	15.01%	77.62%
Age 30-39	47,920	12,881	36,370	35,039	11,550	35,595	73.12%	24.10%	74.28%
Age 40-49	44,483	7,051	17,226	37,432	27,257	32,235	84.15%	61.28%	72.47%
Age 50-54	25,299	2,309	3,166	22,990	22,133	16,634	90.87%	87.49%	65.75%
Age 55-59	25,460	1,883	2,362	23,577	23,098	18,459	92.60%	90.72%	72.50%
Age 60-64	22,276	1,302	1,611	20,974	20,665	17,079	94.16%	92.77%	76.67%
Age 65-69	19,223	853	1,088	18,370	18,135	17,718	95.56%	94.34%	92.17%
Age 70-74	20,356	698	892	19,658	19,464	17,123	96.57%	95.62%	84.12%
Age 75-79	14,748	369	478	14,379	14,270	13,105	97.50%	96.76%	88.86%
Age 80+	19,919	465	638	19,454	19,281	8,280	97.67%	96.80%	41.57%
Carers - DWP	3,148	426	646	2,722	2,502	2,580	86.47%	79.46%	81.96%
Carers - LA	1,924	132	231	1,792	1,693	1,245	93.14%	87.99%	64.71%
Clinically Extremely Vulnerable	18,935	776	1,129	18,157	17,806	12,623	95.89%	94.04%	66.66%
COVID19 at risk	39,762	3,575	5,726	36,187	34,036	20,458	91.01%	85.60%	51.45%
Lichfield	1	0	0	1	1	0	100.00%	100.00%	0.00%
NHS and social care Worker	8,670	497	783	8,173	7,887	1,154	94.27%	90.97%	13.31%
Other - 0 to 17	264	0	137	264	127	12	100.00%	48.11%	4.55%

Run by: smacey@nhs.net on 07/07/2021; V3.1.1

H&S&C worker data not complete (Under 80s vaccinated maybe H&S&C workers)

